

HAPPY SUMMER VACATION!

DAV PUBLIC SCHOOL SEC-49 GURUGRAM

HOLIDAY



HOMEWORK

NAME : _____
CLASS : I - SEC ____

**THE WONDERS OF WHAT WE ARE
AND WHERE WE WILL BE
NOBODY CAN STOP US FROM LEARNING
FROM WHAT WE DO AND WHAT WE SEE**

Dear Students,

Summer holidays are here again to give us respite from scorching heat. Holidays are time when you can rediscover yourself and involve yourself in many interesting activities. Spend your time productively to build confidence and discover your hidden talents.

THINGS TO DO ...HAPPY LEARNING !!

- Let's try to be inquisitive, adventurous and independent.
- Maintain social distancing, wear a mask and wash your hands regularly.
- Keep your surroundings neat and clean.
- Do physical exercises, stretching and yoga.
- Water the plants and keep yourself hydrated too.
- Eat healthy, nutritious and fresh food, eat on your own.
- Learn to button up your shirt and wear your shoes and socks.
- Stay connected with your grandparents and cousins.
- Help your mother in household chores.
- Practice the concepts already learnt.

FATHER'S DAY SPECIAL

Surprise your Dad and family with this refreshing drink!! Add some fun at home by drinking and serving chilled smoothies. Follow the steps of how to prepare it and enjoy smoothies at your home.

For those of you who love bananas and strawberries, combine them together in this delicious strawberry-banana smoothie! This is a simple and easy to make refreshing drink in this hot summer days..Enjoy!

You need :

- 6 to 8 strawberries
- 2 bananas.
- 3 scoops of vanilla ice cream
- Sugar 2 teaspoons
- Ice cubes
- Yogurt
- Milk is optional



Children need a Daddy

Children need a Daddy
For many, many things:
Like holding them high off the ground
Where the sunlight sings!



GIFT A HANDMADE GREETING CARD FOR YOUR DAD AND MAKE HIM FEEL SPECIAL ON 21st JUNE

WISH HIM A HAPPY FATHERS DAY!!

EXPLORE THE FACTS OF OUR COUNTRY: INDIA

Explore all about your country, India and search the answers of the following questions:

Q: Name the highest mountain peak of India.

Q: Name the longest river of India.

Q: Name the smallest state of India.

Q: How many states are there in India?

Q: Name the national sport of India.

Q: Who wrote the National anthem of India?



TIME TO PLAY WITH COLOURS

Enjoy colouring and sketching your **STEP BY STEP** book pages from **1 to 5**

Refer to page 40 of your **STEP BY STEP** Drawing Book and draw a kite on an A4 sheet paper. Tear and paste from old magazines and waste origami sheets that are already there in your house and make your kite colorful. Click the picture of your colorful kite.

RHYME - A-WHILE

Use same colour for shading each pair of rhyming words. The sky will be full of colourful stars!!!

CAT

POOL

BUSH

RING

PACK

GREET

PUSH

PILL

MAT

TRACK

TOOL

SING

MEET

DRILL

WORD BUILDING

Make two smaller meaningful words (3 letters or more) out of the letters of the given words. The first one is done for you:

BEGGAR	BEG	EAR
GRAIN		
BOWL		
HUNDRED		
THROW		
BRUSH		
PILLAR		
BASKET		

Hello children, Hope you have understood 'ee' and 'll' sound words in our virtual classes. So now to check out how much you have learnt you can complete **pages 1 to 14** in your **English Practice Book**.

मात्राओं का खेल

नीचे दिए वर्णों में 'आ' और 'इ' की मात्रा लगाकर नए शब्द बनाओ:

(शब्दों में सिर्फ 'आ, और 'इ' की मात्रा का ही प्रयोग करें)

जैसे:

न - नाम

न - निशान

पा

पि

मा

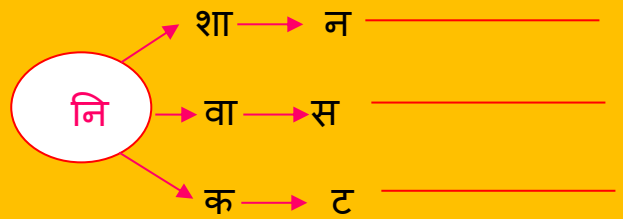
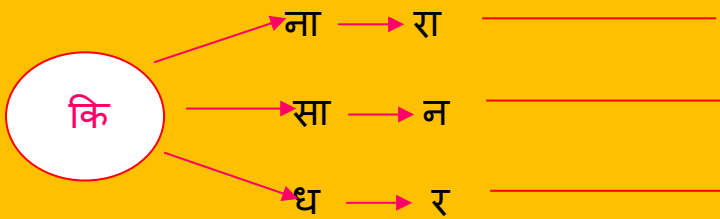
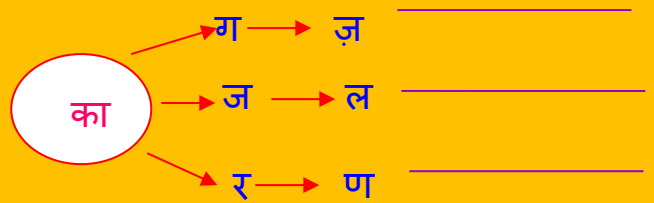
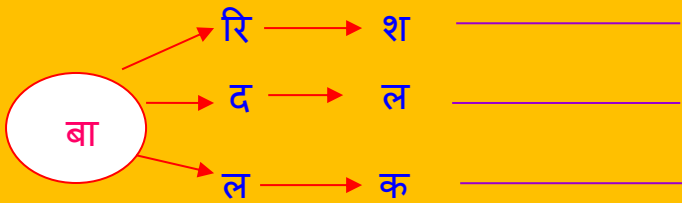
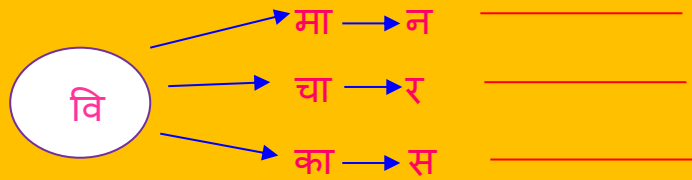
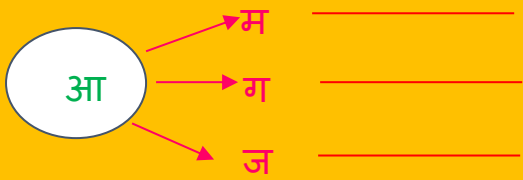
मि

चा

चि

शब्दों का खज़ाना

❖ गोले में दिए गए वर्ण को बाहर दिए गए वर्णों के साथ जोड़कर शब्द बनाओ:




'आ' और 'इ' मात्रा की पुनरावृत्ति करने के लिए भाषा अभ्यास के पृष्ठ 3 से 15 को पूरा करो ।

Let's Think Differently

A number can be represented in different ways like in words, expanded form as well as pictorially. It is a great fun to look at the numbers from different ways to develop deeper understanding. So, let's get started!!!

The first one has been done for you.

NUMBER	NUMBER NAMES	EXPANDED FORM	PICTURE
25	twenty five	2 tens + 5 ones	
13			
20			
15			
22			

EXPLORE HUB

Tickle your brain and think of the answer. Write the **number names** in the given blanks:

a) There are _____ holes in a Golf Course.

b) There are _____ colours in a rainbow.

c) A cricket team has _____ players.

d) A clock has _____ numbers on its face.

e) We have _____ kidneys.

f) Mobile number has _____ digits.

g) There are _____ alphabets in English.

h) Our National Emblem has _____ lions.

i) There are _____ planets in our solar system.

j) India has _____ states.

k) Ashoka Chakra has _____ spokes.



Dear children you will recapitulate the number concept by completing pages 7 to 35 in Primary Mathematics book. We are sure that you will be able to do the assigned task independently!!!

CLEANLINESS COLLAGE

I MUST BE ALL NEAT & CLEAN

UNTIDY I MUST NOT BE SEEN

CLEANING BODY IS A MUST

NEVER LET YOUR HEALTH RUST

Dear children,

As you have already studied about importance of keeping clean, let's make a collage of the things that are used for cleaning our body.

On an A4 size pastel sheet, make a collage by pasting the wrappers of things that are used for cleaning our body. Decorate it by making a colourful border.



Don't forget to
click your
pictures while
doing this activity.



Sweet Memories

A lovely family is like the living tree

Spending time with each other

Always stays happy and glee

Dear children,

Click some lovely pictures of the happy moments of the time spent with your family during vacations and make a collage on an A4 size sheet.

Beautify your collage by making a wonderful border.

And on the other side write down the names of your family members and paste a family photo along with it.

Now when both the sides are done, get the sheet laminated and your table mat is ready to be used when you will be back to school.



CROSS WORD


ACROSS:

1. We help you to hear
2. I help you to smell
3. I help help you to taste



DOWN:

4. We help you to see
5. I help you to feel
6. We help you to jump



		1.					
		4.					
2.		5.					
							6.
3.							

DEAR CHILDREN,

HOPE YOU WILL HAVE GREAT FUN

BUT DON'T GO OUT IN HOT SUN

STAY HAPPILY AT HOME

IT IS THE ONLY SAFE ZONE

BE A HELPING HAND TO YOUR MOM

BUT DON'T FORGET TO CHANT 'OM'

DO YOGA EVERYDAY

TO STAY HEALTHY AND GAY

WE WILL MEET SOON

AND AGAIN OUR CLASS WILL BLOOM



**HAVE A HAPPY HAPPY
SUMMER BREAK**

Dear Parents,

Please do not forget to capture the moments of your ward doing the activities during the summer break.