

D.A.V. PUBLIC SCHOOL

UPPAL'S SOUTHEND, SECTOR-49, GURUGRAM

HOLIDAY HOMEWORK

SESSION 2020-2021

CLASS III



NAME: _____

SECTION: _____

ROLL NO.: _____



**DAV PUBLIC SCHOOL, UPPAL'S SOUTHEND, SECTOR 49, GURUGRAM HOLIDAYS
HOMEWORK (CLASSES III TO V) 2020-21**

Dear Parents

Warm greetings!

We hope that you are safe and in the best of health in these difficult and challenging times caused due to the COVID-19 pandemic. However, by being careful and practising good hygiene, taking nutritious diet, exercising regularly and maintaining social distancing, we shall all soon get through this. Though, the entire country is in lockdown, we would still keep supporting and motivating our student's learning and encourage their curiosity by giving them creative tasks. Keeping this in view, some activities and holiday homework have been planned in such a way that the students are not only kept engaged but also enjoy their holidays.

We are sharing some tips to make this period fruitful and happy for them.

- ❖ Have at least **two meals** with your children. Teach them the importance of hard work of the farmers and ask them **not to waste their food**.
- ❖ Let them wash their own plates after every meal. Children learn **dignity of labour** from such activities.
- ❖ Allow them to **help you in cooking**. Let them prepare their own fruit salad, sandwiches, lemonade etc.
- ❖ Encourage your child to raise a kitchen garden and **take care of plants**.
- ❖ **Share stories** about your childhood and your family history.
- ❖ **Read a moral story** to them.
- ❖ Play **board games** with them.
- ❖ Encourage them to do **eye exercises** to relax their eyes and mind.
- ❖ Get some story books with colourful pictures for your kids and **encourage them to read**.
- ❖ Sensitize your child to keep **a bowl of water for birds**.
- ❖ Encourage them to create **art pieces** out of waste.
- ❖ Motivate them to write a **short poem or story** to express themselves in a creative way.
- ❖ Talk to them, **share positive thoughts** and keep them motivated.

'It might be stormy now, but rain doesn't last forever.'

This will surely make the children happy and their vacations will become memorable. There are many fun filled activities that you can create at home.

Vacation is a good time to learn new skills and homework is one of the tools which can be utilized to make holidays useful at the same time, enjoyable. Time management skills and Life skills are the indirect benefits that children gain from Holiday Homework.

So, encourage them to do their holidays homework creatively.

Wishing all of you a very enjoyable and fun packed summer break.

Stay indoors, stay safe

ENGLISH

‘Books are the quietest and the most constant of friends; they are the most accessible and wisest of counselors, and the most patient of teachers’. -Charles W. Elio

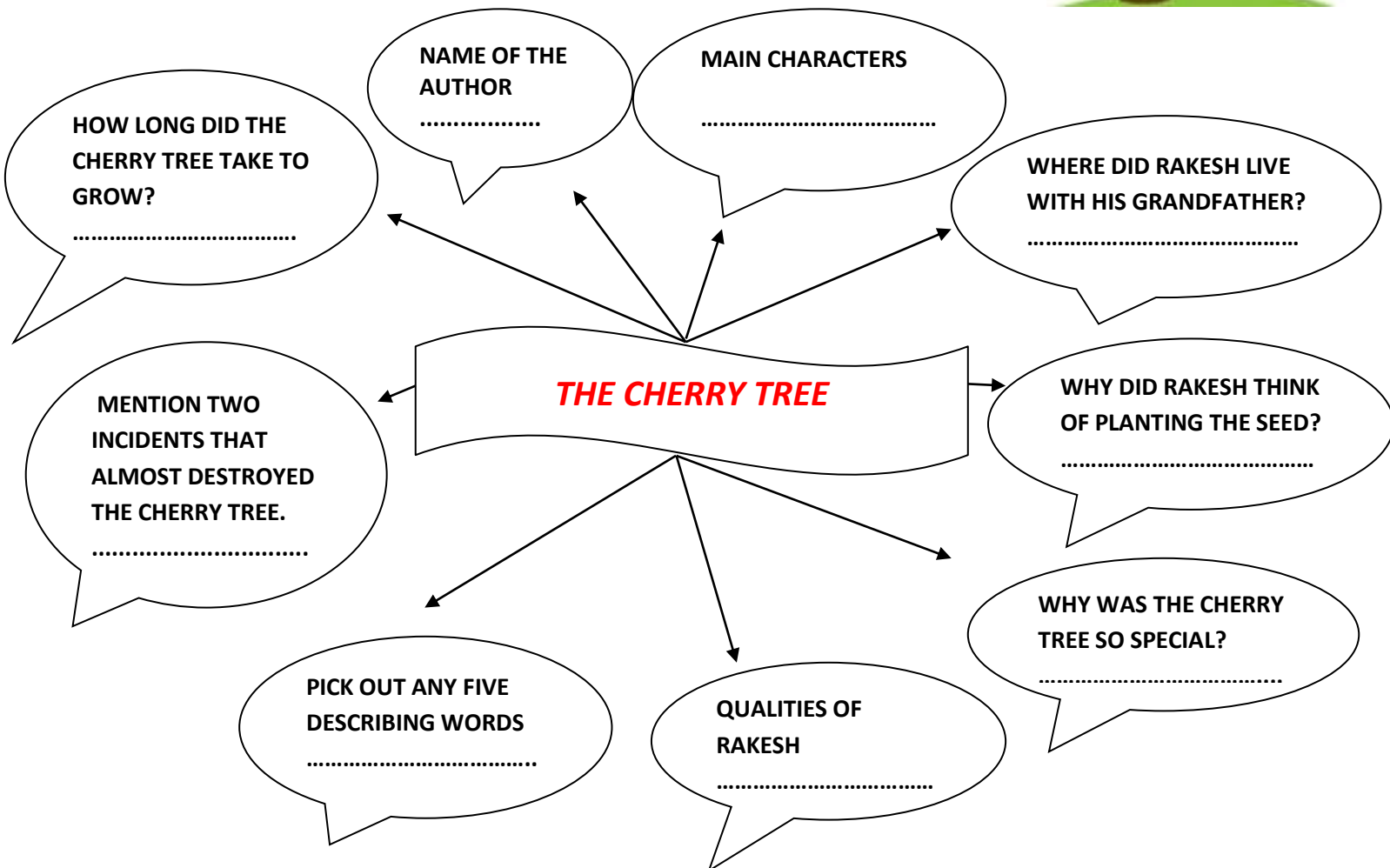


Reading is an exercise for the mind. It opens doors o knowledge and gives us an opportunity to explore new ideas. Moreover, it gives us pleasure. It is rightly said tha reading is one of the best forms of education.


I. It’s time to grab your novel, ‘The Cherry Tree’ by Ruskin Bond and start reading it. After reading, try to sum up by completing the given G.O.

Instructions:

- Do it on a light coloured A3 size sheet.
- Write only the answers in your sheet in G.O form. Questions given in the G.O are not required.
- Make it colourful and attractive.



II. Read and learn any one short poem on 'Trees' and write it on an A4 size ruled sheet. Draw and colour the picture of a tree to make it attractive.





हिन्दी (कहानियों की दुनिया)

प्यारे बच्चों...कहानियों की दुनिया भी बड़ी विचित्र होती है...सपनों जैसी खूबसूरत... आपने भी अपनी दादी-नानी से बहुत-सी कहानियाँ सुनी होंगी...कहीं पर कोई सुन्दर-सी परी सतरंगी आसमान में दूर तक उड़ती दिखाई दी होगी..तो कहीं..चमकते तारों के बीच चंदा मामा की मीठी-सी लोरी सुनाई दी होगी....धीरे-धीरे आप सब बड़े हो जाएँगे....पर ये मीठी-सी कहानियाँ हमेशा आपके साथ चलती रहेंगी... है ना...तो आज हम भी आपके लिए लाए हैं एक प्यारी-सी कहानी...अरे... ज़रा रुकिए .. यह कहानी तो कुछ अधूरी-सी लग रही है.. तो देर किस बात की.. जल्दी से कहानी में दिए गए शब्दों के द्वारा इस अधूरी कहानी को एक खूबसूरत नाम देने के साथ-साथ पूरी कर दीजिए...


शीर्षक:-

किसी जंगल में एक सुनहरी ----- रहती थी | उसके ----- सोने जैसे थे | जंगल के सारे ----- उसे बहुत प्यार करते थे | इस लाड-प्यार से वह चिड़िया बहुत घमंडी हो गई | इसी घमंड में डूबी वह एक दिन ----- में बहुत ऊँची चली गई | उड़ते-उड़ते उसे इस बात का ध्यान ही नहीं रहा कि वह ----- के एक दम पास आ गई है | उसका सारा शरीर जलने लगा | वह दर्द से रोने-चिल्लाने लगी | वह एक साधु

की ----- के आगे आ गिरी । साधु ने उसे उठा लिया और उसकी खूब सेवा की । थोड़े ही दिनों में वह ठीक हो गई पर उसका शरीर जलने से काला हो गया । चिड़िया को दुखी देखकर ----- ने उसे मधुर आवाज़ का आशीर्वाद दिया । अब सब उसे ----- के नाम से जानने लगे ।

साधु, चिड़िया, कुटिया, कोयल, आकाश, पंख, सूरज, पशु-पक्षी

कैसी लगी यह कहानी आपको..तो चलिए .. अब जल्दी से अपनी कलम और रंग उठाइए..और नीचे दिए गए चित्र को एक रंग-बिरंगा मज़ेदार सा रूप दे दीजिए ।



हर कहानी हमें कुछ न कुछ सिखा कर जाती है.... तो चलिए .. देखते हैं कि आपने इस कहानी से क्या सीखा....


शिक्षा :

MATH

**Life is a math equation.
In order to gain the most,
you have to know
how to convert
negatives into positives**


Mathematics is the cradle of all creations, without which the world cannot move an inch. Be it money management or measuring the distance or solving traffic related problems. Mathematics is used everywhere. This summer holidays let's try to give mathematics a creative bent and hence know its uses.

- **Innovating with Geometrical shapes is so much fun. It not only involves playing with our imagination but also recreating things in a meaningful way. Try your hands at recreating some healthy snack that keep us fit and present it using Geometric shapes. Enjoy this snack with your family and friends!!! (Click the picture of the dish you have made and paste it on A-4 size sheet)**



SCIENCE

HYGIENE---HOW OFTEN



Put a check mark under how often you think you should complete each of hygiene

S.No.	Activity	All the time	Daily	Never
1	Brushing your teeth			
2	Taking a bath			
3	Cleaning your ears			
4	Combing your hair			
5	Biting off and chewing your nails			
6	Cover your mouth while coughing			
7	Wear stinking clothes			

Note: If convenient you can take printout of this activity, or you can do it on an A-4 size sheet and paste in your Science notebook.

SAVE AND CONSERVE WATER


Take a pledge to conserve water and write it on a beautiful cut-out of any shape of your choice and ask your family members to support you by signing on it.



PLEDGE-

Signatures:

Make a puppet using ice-cream stick on water conservation as shown below.



Paste the pledge (with signatures of family members) in your Science notebook.

Paste the puppet on an A-4 size sheet.



SOCIAL SCIENCE



Myra visited her grandparent's home during the summer break. She was overwhelmed after getting the goodies and games. When she opened the doll set, the vibrant hues of the dress of doll mesmerized



her. The grandmother had brought it from Rajasthan during her visit. She told Myra that the long, skirt is ghagra, the long veil in laharia also told Myra that upon climate, culture and She added that the the wide variety of embroidery, prints, handwork, embellishments and styles of wearing clothes.

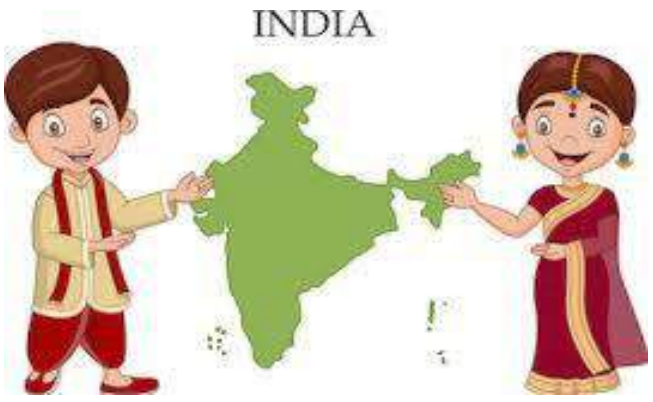


embroidered and pleated embellished top is kurti and print is known as odhni. She clothing in India depends traditions of each region. Indian culture encompasses



Myra felt overjoyed and shared the information about the dress of Rajasthani women with her friends.

So children, lets continue to expand our knowledge, search about various types of dresses worn in different states of India. Create your own doll according to your Roll no.on an A4 sized sheet. You can draw the picture and decorate it using rags, old laces, buttons, greeting card, mirrors and tassels.



Roll No.	State of India
1-5	HIMACHAL PRADESH
6-10	HARYANA
11-15	ASSAM
16-20	TAMIL NADU
21-25	KERALA
26-30	MAHARASHTRA
31-35	GUJARAT
36-40	PUNJAB

Dear students

1. Though type & size of sheet is mentioned for each work, but you may do the work as per the availability of sheets. Work done on simple sheets will also be acceptable.
2. Reinforce your learning by revising all the topics that have been covered so far.

Stay home, Stay safe &

