

D.A.V. PUBLIC SCHOOL

UPPAL'S SOUTHEND, SECTOR-49, GURUGRAM

HOLIDAY HOMEWORK

SESSION 2020-2021

CLASS IV



NAME: _____

SECTION: _____

ROLL NO.: _____



**DAV PUBLIC SCHOOL, UPPAL'S SOUTHEND, SECTOR 49, GURUGRAM HOLIDAYS
HOMEWORK (CLASSES III TO V) 2020-21**

Dear Parents

Warm greetings!

We hope that you are safe and in the best of health in these difficult and challenging times caused due to the COVID-19 pandemic. However, by being careful and practising good hygiene, taking nutritious diet, exercising regularly and maintaining social distancing, we shall all soon get through this. Though, the entire country is in lockdown, we would still keep supporting and motivating our student's learning and encourage their curiosity by giving them creative tasks. Keeping this in view, some activities and holiday homework have been planned in such a way that the students are not only kept engaged but also enjoy their holidays.

We are sharing some tips to make this period fruitful and happy for them.

- ❖ Have at least **two meals** with your children. Teach them the importance of hard work of the farmers and ask them **not to waste their food**.
- ❖ Let them wash their own plates after every meal. Children learn **dignity of labour** from such activities.
- ❖ Allow them to **help you in cooking**. Let them prepare their own fruit salad, sandwiches, lemonade etc.
- ❖ Encourage your child to raise a kitchen garden and **take care of plants**.
- ❖ **Share stories** about your childhood and your family history.
- ❖ **Read a moral story** to them.
- ❖ Play **board games** with them.
- ❖ Encourage them to do **eye exercises** to relax their eyes and mind.
- ❖ Get some story books with colourful pictures for your kids and **encourage them to read**.
- ❖ Sensitize your child to keep **a bowl of water for birds**.
- ❖ Encourage them to create **art pieces** out of waste.
- ❖ Motivate them to write a **short poem or story** to express themselves in a creative way.
- ❖ Talk to them, **share positive thoughts** and keep them motivated.

‘It might be stormy now, but rain doesn't last forever.’

This will surely make the children happy and their vacations will become memorable. There are many fun filled activities that you can create at home.

Vacation is a good time to learn new skills and homework is one of the tools which can be utilized to make holidays useful at the same time, enjoyable. Time management skills and Life skills are the indirect benefits that children gain from Holiday Homework.

So, encourage them to do their holidays homework creatively.

Wishing all of you a very enjoyable and fun packed summer break.

Stay indoors, stay safe

ENGLISH

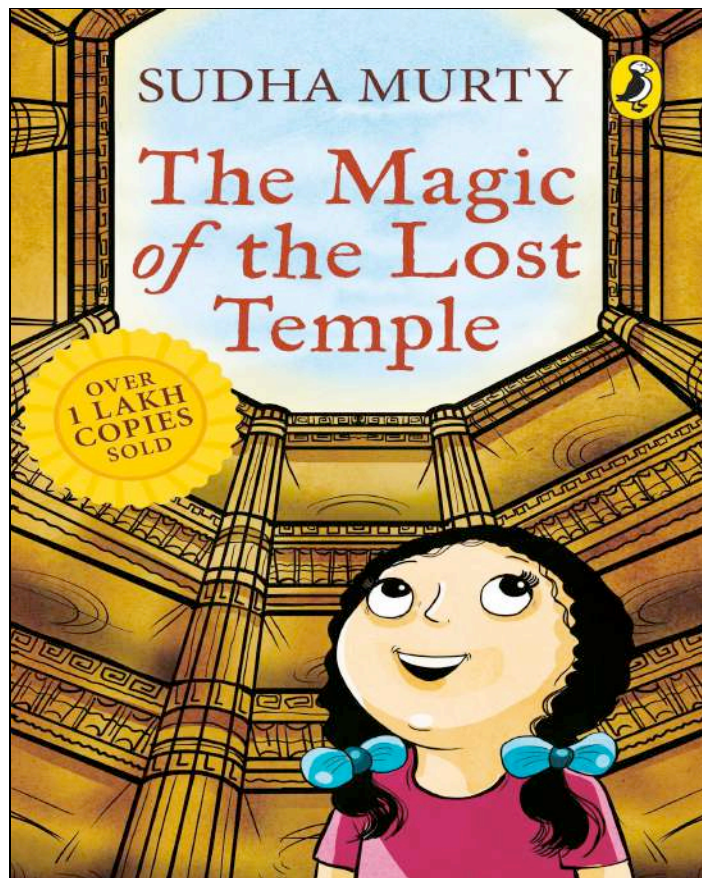
*The more that you read,
the more things that you'll know.
The more that you learn,
the more places you'll go.''* Dr. Seuss
*Reading is a skill, which will always help
you in your journey of life.*

So Let's immerse ourselves into
READING!

Let's get hold of the novel '**The Magic of the Lost Temple**', written by Sudha Murthy. Read the book thoroughly. Keep the following questions in mind while preparing your **Book Report**.

- The title of the book is.....
- The author's name is.....
- Draw the cover of the book.
- My Favourite character.....
- Describe the character in four words
- My Favourite event in the novel (3-4 lines only) which you can relate with your life, e.g. Ajji applied oil in Nooni's head, telling her the importance of her herbal garden .Now, prepare a **Book Report** on the basis of your reading and understanding.

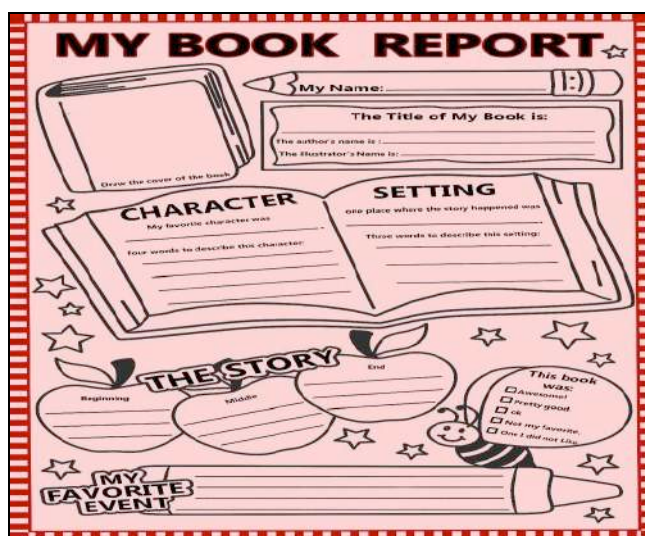
Just look at the samples given below make your own **Book Report** using your creative ideas. Use the **pictures and characters from your novel**. '**The Magic of Lost Temple**



Instructions for Preparing Book Report

- Do it on a light coloured A3 size sheet.
- Make it colourful and attractive with pictures, colours and using your innovative ideas.

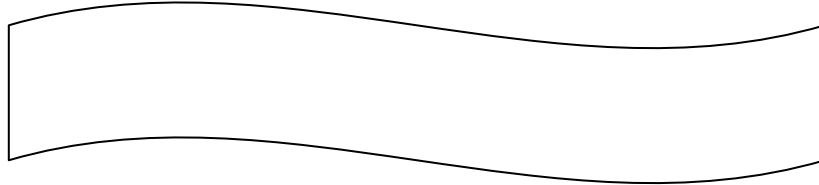
Samples



हिन्दी

माँ....एक प्यारा सा शब्द....यह शब्द सुनते ही जैसे चारों तरफ़ ठंडी हवा के झोंके महसूस होने लगते हैं.... प्यासी धरती को जैसे बारिश की बूँदें छू जाती हैं.... हर मुश्किल आसान लगने लगती हैपरंतु क्या जादू की एक छड़ी से माँ गायब भी हो सकती है ? ... जी हाँ, प्यारे बच्चों....बिल्कुल ऐसा ही कुछ हुआ मालती के साथ....तो चलिए.... देखते हैं कि क्या मालती को उसकी माँ वापिस मिल पाई....तो जल्दी से इस मज़ेदार कहानी को पढ़कर इसे एक मनपसंद शीर्षक दे दीजिए ।

शीर्षक



एक लड़की थी। उसका नाम मालती था। मालती को एक परी ने जादू की छड़ी दी। परी ने मालती से कहा कि वह छड़ी को जिस वस्तु की तरफ़ करेगी, वह गायब हो जाएगी। मालती छड़ी को स्कूल ले गई। उसने छड़ी से कई साथियों की किताब, रबड़ व पेंसिल गायब कर दी। मालती की शरारत बंद नहीं हुई। उसको इस खेल में आनंद आ रहा था। उसने घर से कुर्सी गायब करने के लिए छड़ी घुमाई लेकिन उसी समय उसकी माँ रसोईघर से बाहर निकली और कुर्सी के सामने आ गई। कुर्सी के स्थान पर माँ गायब हो गई। मालती रोने लगी। मालती का रोना सुनकर परी आ गई। परी ने कहा कि वह माँ को वापस ला देगी लेकिन जादू की छड़ी वापस ले लेगी। परी ने कहा कि उसने जादू की छड़ी का दुरुपयोग

किया है । मालती के कहने पर परी ने मंत्र पढ़ा और माँ वापस आ गई ।
माँ को देखते ही मालती की आँखों में खुशी के आँसू आ गए और वह
जल्दी से दौड़कर माँ के पास चली गई ।

तो कैसी लगी यह कहानी आपको ? है ना मज़ेदार... तो अब ज़रा यह
कल्पना कीजिए कि अगर मालती की जगह आप होते....तो कैसा दृश्य दिखाई
देता....अरे..तो फिर देर किस बात की..जल्दी से अपनी कलम और रंग उठाइए
और बना दीजिए एक खूबसूरत सा रंग-बिरंगा चित्र....



हर कहानी हमें कुछ न कुछ ज़रूर सिखाती है....इस कहानी से भी आपने कुछ सीखा
होगा.. तो उसे जल्दी से अपने खूबसूरत शब्दों में नीचे लिख दीजिए ।

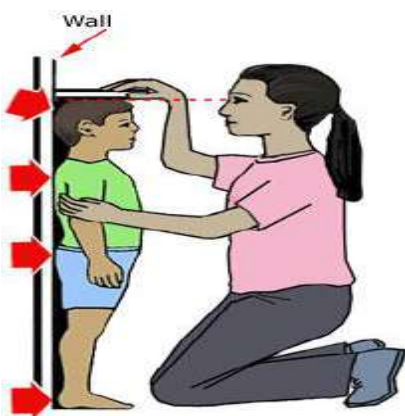
शिक्षा :

MATH

Mathematics is not about
numbers, equations,
computations, or algorithms:
it is about
UNDERSTANDING

Mathematics is the cradle of all creations, without which the world cannot move an inch. Be it money management or measuring the distance or solving traffic related problems. Mathematics is used everywhere. This summer holidays let's try to give mathematics a creative bent and hence know its uses.

➤ **I CAN COMPARE**



Find out the height (in metres and centimetres) and weight (in kilograms) of 5 family members or friends. Note it down in tabular form on A3 sheet (which is cut in shape of a tree). Arrange the data in ascending and descending order. Also write the name of the tallest and heaviest member.

SCIENCE

THE WORLD OF FLOWERS

1. Here are some pictures of flowers. Mark a (✓) on the flowers which you recognise.
Collect information of all the flowers given below and write their names and one use.

<input style="width: 30px; height: 20px; border: 1px solid black;" type="checkbox"/> 	<input style="width: 30px; height: 20px; border: 1px solid black;" type="checkbox"/> 	<input style="width: 30px; height: 20px; border: 1px solid black;" type="checkbox"/> 
Name: _____ Use: _____	Name: _____ Use: _____	Name: _____ Use: _____
<input style="width: 30px; height: 20px; border: 1px solid black;" type="checkbox"/> 	<input style="width: 30px; height: 20px; border: 1px solid black;" type="checkbox"/> 	<input style="width: 30px; height: 20px; border: 1px solid black;" type="checkbox"/> 
Name: _____ Use: _____	Name: _____ Use: _____	Name: _____ Use: _____
<input style="width: 30px; height: 20px; border: 1px solid black;" type="checkbox"/> 	<input style="width: 30px; height: 20px; border: 1px solid black;" type="checkbox"/> 	<input style="width: 30px; height: 20px; border: 1px solid black;" type="checkbox"/> 
Name: _____ Use: _____	Name: _____ Use: _____	Name: _____ Use: _____

2. From the picture given above, and the flowers that you know, give names of two flowers which-

GROW ON TREES	1.	2.
GROW ON BUSHES	1.	2.
GROW ON CREEPERS	1.	2.
GROW IN WATER	1.	2.

3. Name any two flowers which you can recognise by their fragrance, even with your eyes closed.

1.	2.
----	----

4. Name any two flowers which bloom all-round the year.

1.	2.
----	----

5. Are there any trees or plants which never bear any flowers? Find out and write names of any two such plants.

1.	2.
----	----

6. On special occasions we use many flowers. Make a list of different flowers and the occasions for which they are used.

OCCASION	NAME OF FLOWER

7. Are there any things in your house which have designs of flowers made on them, like clothes, bed sheets, vases etc.? Draw your own design in A4 size paper and colour it as well.



***Note: As per your convenience, you can do this activity on an A-4 size paper or take a printout.**

SOCIAL SCIENCE

The whole world is praising the efforts being made by corona warriors during this hardship of COVID-19 pandemic to ensure everybody is safe. From doctors and nurses to security personnel to delivery boys, each of them has been endeavouring to save precious lives and the mother earth.

These people have been relentlessly working to deliver essential services. Each of them deserves to be applauded for their work.

So, let us make a **poster** depicting the efforts of these warriors on an A4 size sheet.



Dear students

1. Though type & size of sheet is mentioned for each work, but you may do the work as per the availability of sheets. Work done on simple sheets will also be acceptable.
2. Reinforce your learning by revising all the topics that have been covered so far.

Stay home, Stay safe &

