

**DAV PUBLIC SCHOOL , UPPAL'S SOUTHEND, SECTOR 49, GURUGRAM
HOLIDAYS HOME- WORK (MAY -JUNE 2022)
RESEARCH PROJECT
(EK BHARAT SHRESHTHA BHARAT)**

Ek Bharat Shresth Bharat programme aims to enhance interaction and promote mutual understanding between people of different states/UT's through the concept of state /UT pairing. The state carries out activities to promote a sustained and structured cultural connect in the areas of language learning, cultural , tradition, music, tourism and cuisine,sports and sharing of best practices etc.

Dear students,

Homework is considered as an empowering instructional strategy that provides opportunities to students to consolidate and review their classroom learning, hone skills, develop thinking through independent learning, summarizing and presenting information in relevant and meaningful contexts.

Encompassing the aforesaid ideas, the teachers have planned activities that are creative, interesting, meaningful, interactive, and enhancing various skills. For some topics interdisciplinary activities are also framed which help the students to realize the importance and relevance of one subject or the other and their close association with each other.

This includes a trans-disciplinary research project involving understanding & appreciation of ethos – historical background, geography, climate, lifestyle, livelihoods, flora, fauna, festivals, heritage, language & culture of the paired state (Haryana & Telangana) (Ek Bharat Shreshtha Bharat).

The purpose is to inculcate respect and tolerance for other state's culture, understanding of the challenges faced and comparative analysis with one's own state, to arouse a feeling of empathy, unity and national pride.

The project file will be created by the students containing the following components :

- 1.INDEX & COVER PAGE**
- 2.TITLE/TOPIC**
- 3.BACKGROUND & OBJECTIVES**
- 4. DATA AND MATTER (WITH SUPPORTING PICTURES ETC.)**
- 5.ANALYSIS, FINDINGS & CONCLUSION**
- 6. BIBLIOGRAPHY & REFERENCES**



CLASS VI

S NO.	SUBJECT/TOPIC	ACTIVITY	LEARNING OUTCOME	SKILL ENHANCED
1	ENGLISH	<p>Designing a fusion instrument-</p> <p>Draw fusion instruments containing elements from Telangana and Haryana instruments on an A3 size. Show your creativity by adding colours to the instruments.</p>	<p>The students will be able to</p> <ul style="list-style-type: none"> draw a musical instrument by amalgamating both the states. explore music as a profession. <p>develop love for music</p>	<p>Critical thinking, creativity</p>
2	HINDI	<p>भारत अपनी विभिन्न प्रकार की संस्कृति, जलवायु तथा दार्शनिक स्थलों के लिए विश्वभर में प्रसिद्ध है। ऐसे ही तेलंगाना राज्य के जल प्रपातों, पर्वतों, नदियों आदि प्राकृतिक सौंदर्य को चित्रों के माध्यम से दर्शाते हुए स्कैब बुक बनाइए।</p>	<ul style="list-style-type: none"> विद्यार्थी तेलंगाना के विभिन्न प्राकृतिक रूपों के विषय में जान पाएँ। विद्यार्थियों को प्राकृतिक स्रोतों को संरक्षित करने की प्रेरणा मिली 	<p>चिंतन व विश्लेषणात्मक कौशल</p>
3	MATH	<p><u>HOLIDAYS HOMEWORK 1</u></p> <p><u>WHAT IS A TANGRAM</u></p> <p>A Chinese geometrical puzzle consisting of a square cut into seven pieces which can be arranged to make various other shapes.</p> <p>These seven geometrical shapes can be merged to form several shapes. The seven individual tangram pieces</p>		

are called tans. When the pieces of a tangram are arranged together they display an amazing variety of forms and personify many numerical and geometric concepts.

The educational benefits of tangrams

- classify shapes.
- develop positive feelings about geometry.
- gain a stronger grasp of spatial relationships.
- develop an understanding of how geometric shapes can be decomposed.
- hone spatial rotation skills.
- acquire a precise vocabulary for manipulating shapes (e.g., “flip,” “rotate”)

Directions for Cutting a Tangram

1. Use a 6 x 6 inch square of paper. Fold the square in half diagonally to make two triangles. Crease and open the paper. Cut on the fold.

2. Use one of the triangles. Fold it in half to make two congruent triangles. Crease and open the paper. Cut on the fold. Lay these two triangles down. You will not cut these again.

3. Use the big triangle. Make two folds. First fold it in half to make two congruent triangles. Crease. Open it

up. Put the long side at the bottom. The point will be at the top. Fold the top tip down. Make it meet the bottom side of the triangle. It will also meet the vertical crease line. Make a horizontal crease. Open it up. Cut on the horizontal crease. Put the small triangle down.

4. The piece you have left is a trapezoid. Cut it on the vertical fold. Now you have two quadrilateral shapes that are congruent.

5. Set one of the shapes down.

6. Use the other quadrilateral shape to fold. Put the longest side at the bottom. Put the longest point to the left. Fold the longest point in. Make the point meet the opposite vertex. Crease and open. Cut on the crease. You made a small triangle and a square. Put these down.


7. Use the last quadrilateral shape. Put the longest side at the bottom. Put the longest point to the right. Fold the vertex of the bottom left angle up to meet the diagonal vertex. Crease and open. Cut on the crease line. You made a small triangle and a parallelogram. You have seven pieces cut from one square.

Video Link:

<https://youtu.be/96nqx2eia0s>

Read the Instructions given above and form the Tangram figures according to your roll no (Use coloured origami Sheets to form the

		<p>figures) and make your SCRAP BOOK of tangrams.</p> <p>Roll No 1 to 8 (Alphabets A to M)</p> <p>Roll No 9 to 16 (Alphabets N to Z)</p> <p>Roll No 17 to 24 (Any 8 animals)</p> <p>Roll No 24 to 32 (Any 8 birds)</p> <p>Roll No 33 to 40 (Any 8 Geometrical Shapes/Polygons)</p> <p><u>HOLIDAYS HOMEWORK 2</u></p> <p>IBT worksheets</p> <p>The International Benchmark Tests is an internationally administered program of assessments to compare student performance globally, between grades and over time. The IBT allows individual student performance to be tracked against international standards.</p> <p>Students will be assigned one IBT assignment per week.</p>		
4	SCIENCE	<p>Activity: Analysing the food platter.</p> <p>SDG 3: Good health and Well Being Do a comparative study of breakfast meals most oftenly consumed in Haryana and Telangana. Tabulate the ingredients used in these dishes ,their</p>	<p>The learner-</p> <ul style="list-style-type: none"> differentiates between different ingredients and varied nutritive values 	<p>Critical Thinking Creativity</p>

		<p>nutritional value and mention the health benefits of consuming these dishes too.</p> <p>Present your research in the form of a brochure on A4 sized sheets. (One for each state).Add images to make your work look attractive.</p> 	<ul style="list-style-type: none"> • plans and conducts investigations to seek answers • Applies scientific concepts in daily life 	
5	SOCIAL SC	<p>Students will make a collage by pasting pictures of flora and fauna of Haryana and Telangana in the outline physical map of that state. ROLL NO. 1-20 HARYANA ROLL NO. 21-40 TELANGANA</p> <p>MATERIAL REQUIRED: A3/A4 size sheets Fevicol Decorative material</p> <p>Present your work in a handmade folder.</p>	<p>Students will be able to-</p> <ul style="list-style-type: none"> - Explore about the biodiversity - Learn about the flora and fauna of the two states. 	<p>Identification Creativity Presentation</p>
6	SANSKRIT	<p>वर्णित - पत्रे (A3 size) मत्स्य - अस्थि रेखाचित्रस्य (Fishbone Diagram) निर्माणं कृत्वा तत्र एकस्मिन् भागे हरियाणाराज्यस्य अपरस्मिन् भागे तेलङ्गानाराज्यस्य ऐतिहासिक - स्थलानां चित्राणि लेपयन्तु। प्रत्येकचित्रस्य अधः तस्य स्थलस्य नाम अपि लिखन्तु।</p>	<p>संशोधने दक्षता द्वयोः राज्ययोः ऐतिहासिक - स्थलानां ज्ञानम्।</p>	<p>रचनात्मता</p>





7	ICT	<p>Time to use your creativity skills and add it with the acquired digital designing knowledge on CANVA to submit your final outcome as A4 printouts based on the topics mentioned below as per Roll Numbers.</p> <p>ROLL NUMBERS</p> <p>(1 - 20) : Evolution of Computers</p> <p>(21 onwards): Evolution of Mobile Phones</p> <p><i>Note: Steps to open CANVA go to https://www.canva.com/ and sign up with your Google account</i></p>	<p>Students will be able to</p> <ul style="list-style-type: none"> ● learn a graphic design tool. ● Make use of CANVA tool to create posters, Presentations, Logos and more 	<p>Critical Thinking, Creativity and Technical know-how</p>
---	-----	--	---	---

CLASS VII

S NO.	SUBJECT/TOPIC	ACTIVITY	LEARNING OUTCOME	SKILL ENHANCED
1	ENGLISH	<p>Health and Fitness</p> <p>G.O. on who is a true hero-</p> <p>Make a G.O. on famous sports personalities of the two states and write their life history, and achievements on an A3 size sheet. Use your creativity to make it attractive.</p>	<p>The students will be able to-</p> <ul style="list-style-type: none"> · know more about sports related opportunities · · Imbibe the values of a true hero. · Gain knowledge about the famous sports personalities of the two states. 	<p>Investigation skills, Critical thinking, Creativity</p>
2	HINDI	<p>देश में कई लोगों ने सर्व साधारण जन को अपने अभिनय कौशल के बल पर उनके जीवन को प्रभावित करने के साथ-साथ मनोरंजित भी किया है। ऐसे ही किन्हीं पाँच व्यक्तित्व जो तेलंगाना राज्य के अभिनय क्षेत्र से संबंधित हैं उनके नाम चित्र सहित A3 आकार की शीट पर कॉलाज के रूप में बनाइए।</p>	<p>छात्र तेलंगाना राज्य के कलात्मक क्षेत्र से अवगत हुए।</p>	<p>रचनात्मकता</p>
3	MATH	<p>Homework 1</p> <p>Make tesslations on half of black chart paper. Use your creativity to make it attractive.</p> <p>A tessellation or tiling is covering of a</p>		

surface by using one or more geometrical shapes.

Examples:



Homework 2

IBT worksheets The International Benchmark Tests is an internationally administered program of assessments to compare student performance globally, between grades and over time. The IBT allows individual student performance to be tracked against international standards.

Students will be assigned one IBT assignment per week.

Telangana	CITY 1			CITY 2			CITY 3		
	Max	Min	Difference	Max	Min	Difference	Max	Min	Difference
Sunday									
Monday									
Tuesday									
Wednesday									
Thursday									
Friday									
Saturday									

Maximum temperature difference observed in _____ (city)

5

SOCIAL SC

TOPIC: Wildlife Sanctuary and National Parks

ACTIVITY: Climb the ladder

In this activity students will research on flora and fauna of Kinnerasani Wildlife Sanctuary of Telangana and Kalesar National Park of Haryana and design a game similar to snakes and ladders. Students will replace the snakes with the pictures of the animals found in the Wildlife Sanctuary and National Park mentioned. Rise and fall in the game depend upon how vicious the animals are.

On A4/A3 size board students can design this game:

Make it colourful, innovative and interesting:

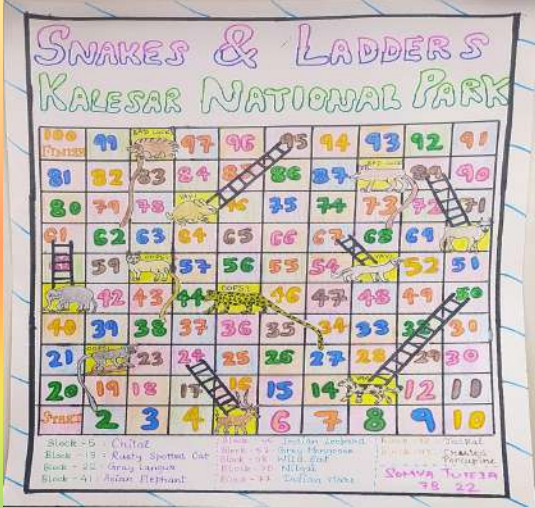
Name

Kinnerasani Wildlife sanctuary (Telangana)

The students will be able to-

- Explore the natural beauty of two states
- Learn about the variety of flora and fauna of the two states

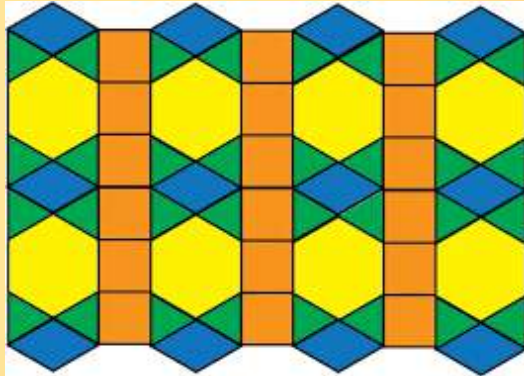
Creativity, Investigating skills

		<p>Kalesar National Park (Haryana)</p> <p>Any other Wildlife Sanctuary and National Park from both the states.</p> <p>Template for reference</p>  <p>Snake - 5 - Chitrat Snake - 19 - Rusty Spotted Cat Snake - 22 - Gray Langur Snake - 41 - Asian Elephant Ladder - 10 - Indian Leopard Ladder - 12 - Grey Shrike Ladder - 16 - Hill Mithan Ladder - 20 - Nilgai Ladder - 24 - Indian rhino Ladder - 28 - Asiatic cheetah Ladder - 32 - Sambar Deer Ladder - 36 - Indian Wild Ass Ladder - 40 - Indian Wild Dog Ladder - 44 - Indian Wild Cat Ladder - 48 - Indian Wild Boar Ladder - 52 - Indian Wild Dog Ladder - 56 - Indian Wild Cat Ladder - 60 - Indian Wild Dog Ladder - 64 - Indian Wild Cat Ladder - 68 - Indian Wild Dog Ladder - 72 - Indian Wild Cat Ladder - 76 - Indian Wild Dog Ladder - 80 - Indian Wild Cat Ladder - 84 - Indian Wild Dog Ladder - 88 - Indian Wild Cat Ladder - 92 - Indian Wild Dog Ladder - 96 - Indian Wild Cat Ladder - 100 - Indian Wild Dog</p>		
6	SANSKRIT	<p>पञ्च पुस्तक - चिह्नानां निर्माणं कृत्वा तेषां द्वयोः भागयोः हरियाणा - तेलङ्गाना प्रदेशयोः अधोलिखिताः अंशाः दर्शयन्तु। *वेशभूषा *भोजनम् *ऐतिहासिकस्थलम् * नृत्यम् * लिपिः (वर्णमालायाः 5 वर्णाः)</p>	<p>तेलाङ्गाना एवं हरियाणा राज्ययोः संस्कृतिम् ज्ञास्यन्ति।</p>	<p>सृजनात्मकता, विषयसंग्रहे दक्षता</p>
7	ICT	<p>Recollect your childhood memories when you used to watch cartoon / animation programs, based on it; create a Scratch Comic Strip using Scratch tool as per the topics assigned to the roll numbers below.</p>	<p>Students will be able to create interactive story Gain expertise</p>	<p>Critical Thinking, Creativity and Technical know-how</p>

		<p>ROLL NUMBERS</p> <p>(1 - 20) : Netiquettes</p> <p>(21 onwards) : Electronic Waste Management</p> <p><i>Note: Students need to post a maximum of 6 Blocks on a page. Include more pages if the story needs more blocks and submit the printout/s of final Scratch Comic Strip.</i></p>	on the SCRATCH tool.	
--	--	---	----------------------	--

CLASS VIII

S NO.	SUBJECT/TOPIC	ACTIVITY	LEARNING OUTCOME	SKILL ENHANCED
1	ENGLISH	<p>Tourism- famous places, history and significance</p> <p>Travelogue to Telangana and Haryana-</p> <p>Design a travelogue touching all the sightseeing and outdoor adventure activities to appreciate the natural beauty of the two states. Express your creativity by making it attractive.</p>	<p>The students will be able to-</p> <ul style="list-style-type: none"> · Explore the natural beauty of two states · Learn the variety of flora and fauna of the two states · Design a travelogue 	<p>Creativity, critical thinking, investigating skills</p>
2	HINDI	<p>तेलंगाना राज्य के पड़ोसी राज्यों के नाम व चित्र लगाइए और उन राज्यों से आयात और निर्यात होने वाली वस्तुओं के नाम चित्र सहित बताइए।(A3 साइज़ की शीट पर आकर्षक प्रस्तुति)</p>	<p>तेलंगाना राज्य का उनके पड़ोसी राज्यों के साथ संबंधों की समीक्षा कर पाए।</p>	<p>रचनात्मकता, तर्किकता</p>
3	MATH	<p style="text-align: center;">TESSELLATIONS</p> <p style="text-align: center;"><u>HOLIDAY HOMEWORK</u></p> <p style="text-align: center;"><u>CLASS 8</u></p>		



A tessellation or tiling is the covering of a surface, often a plane, using one or more geometric shapes, called tiles, with no overlaps and no gaps. In mathematics, tessellation can be generalized to higher dimensions and a variety of geometries.

LEARNING OBJECTIVES

Our goals are to understand and create tessellations and tiling, the lesson involves tools which should be fun and hands- on for the students. The main objectives for the students to take away from this lesson are to:

- Recognize and explore the properties of tessellations.
- Identify and examine symmetry

in geometric figures.

- Describe, and classify polygons, examine the role of mathematics in society and nature.

RULES OF TESSELLATIONS


- The tessellation must tile a floor (that goes on forever) with no overlapping or gaps.
- The tiles must be regular polygons - and all the same.
- Each vertex must look the same.

HOMEWORK 1

THINK OF DIFFERENT OBJECTS IN THE WORLD AROUND YOU THAT HAVE TESSELLATING PATTERNS AND DRAW EACH OF THESE PATTERNS ON A4 SIZE SHEET.

HOMEWORK 2

IBT worksheets The International Benchmark Tests is an internationally administered program of assessments to compare student performance globally, between grades and over time. The IBT allows individual student performance to be tracked against international standards.

		<p>Students will be assigned one IBT assignment per week.</p> 		
4	SCIENCE	<p>Activity: Comparative analysis of organic farming in Haryana and Telangana.</p> <p>SDG Goal: SDG 12 (Responsible consumption and production)</p> <p>Description: Agriculture is one of the major modes of livelihood in India. Adopting sustainable practices is no longer an option, it is the need of the hour. Organic farming is a sustainable agricultural process that uses biological fertilisers and pest control acquired from animal or plant waste. It has a host of benefits over conventional agricultural methods. Carry out research on organic farming practised in the states of Telangana</p>	<p>The learner -</p> <ul style="list-style-type: none"> *identifies the health, environmental and economic benefits of organic farming. *articulates an opinion about organic farming and supports it with evidence. *carries out 	<p>Observation Skills</p> <p>Exploration</p> <p>Creativity</p> <p>Critical thinking</p>

		<p>and Haryana and fill the information in a table on an A3 sheet(The format of the table is attached below). On a separate A3 sheet draw a poster on organic farming depicting its benefits.</p> <table border="1" data-bbox="500 541 1008 1081"> <thead> <tr> <th>S.No.</th> <th>Pointers</th> <th>Telangana</th> <th>Haryana</th> </tr> </thead> <tbody> <tr> <td>1.</td> <td>Land covered under organic farming</td> <td></td> <td></td> </tr> <tr> <td>2.</td> <td>Major crops grown through organic farming</td> <td></td> <td></td> </tr> <tr> <td>3.</td> <td>Land Preparation methods used (any 3)</td> <td></td> <td></td> </tr> <tr> <td>4.</td> <td>Type of Soil</td> <td></td> <td></td> </tr> <tr> <td>5.</td> <td>Rainfall (in mm)</td> <td></td> <td></td> </tr> <tr> <td>6.</td> <td>Irrigation Sources</td> <td></td> <td></td> </tr> </tbody> </table>	S.No.	Pointers	Telangana	Haryana	1.	Land covered under organic farming			2.	Major crops grown through organic farming			3.	Land Preparation methods used (any 3)			4.	Type of Soil			5.	Rainfall (in mm)			6.	Irrigation Sources			<p>a comparative analysis of organic farming practices adopted in the two states.</p>	
S.No.	Pointers	Telangana	Haryana																													
1.	Land covered under organic farming																															
2.	Major crops grown through organic farming																															
3.	Land Preparation methods used (any 3)																															
4.	Type of Soil																															
5.	Rainfall (in mm)																															
6.	Irrigation Sources																															
5	SOCIAL SC	<p>On a political map of Haryana and Telangana, locate major industrial regions. Use appropriate symbols for them. As well as prepare a web chart showing different types of natural resources.</p>	<p>Students will be able to-</p> <ul style="list-style-type: none"> ● Explore the natural resources of two states. ● Learn the variety of industries in both the states. 	<ul style="list-style-type: none"> ● Artistic Skills ● Creativity Skill ● Organization ● Classification ● Analysis ● Identification ● Location ● Observation ● Application ● Understanding 																												
6	SANSKRIT	<p>एकस्मिन् बृहत् पत्रे (A3 size) हरियाणा एवं तेलङ्गाना राज्ययोः मानचित्रस्य (Map)निर्माणं कृत्वा तत्र द्वयोः राज्ययोः नदीः सूचयन्तु।</p>	<p>द्वयोः राज्ययोः भौगोलिकम् ज्ञानम्</p>	<p>संशोधने, मानचित्र - निर्माणे दक्षता</p>																												
7	ICT	<p>Unpack your Paint & Brush box and Pickup your Pens /Pencils to make a handmade poster on the below</p>	<p>Students will be able</p>	<p>Critical Thinking and Creativity</p>																												

		<p>mentioned topics allotted according to the Roll numbers below.</p> <p>ROLL NUMBERS</p> <p>(1 - 20) : Cyber Security Do's and Don'ts</p> <p>(21 onwards) : Digital Footprints</p>	<p>to know Cyber Control laws</p> <p>to know how to protect their digital identity in the cyber space while working over the internet.</p>	
--	--	--	--	--

CLASS IX

S NO.	SUBJECT/TOPIC	ACTIVITY	LEARNING OUTCOME	SKILL ENHANCED
1	ENGLISH	<p>Climatic conditions- season specific food, season specific festival, season specific traditions</p> <p>Look through the cube of climate and seasons-</p> <p>Design a cube having six faces depicting the season specific festivals and food of the two states.</p>	<p>The students will be able to</p> <ul style="list-style-type: none"> · Know about the food and festivals of the two states. · explore the culture and tradition of the two states. · Learn about the food to be 	<p>Creativity, critical thinking, investigation skills</p>

			eaten in a particular season.	
2	HINDI	<p>आपने 'रैदास के पद' पढ़े, जिनके माध्यम से संत रैदास के जीवन के विषय में जाना। इसी प्रकार हिंदी साहित्य में अनेक महान संत कवि हुए हैं, जिन्होंने अपनी रचनाओं के माध्यम से जनसाधारण के हृदय को प्रभावित किया है। ऐसे ही तेलुगु साहित्य के कवि संत वेमना के विचारों की तुलना कबीर के साथ करके दिखाइए और उनके विषय में जानकारी एकत्रित कीजिए। उनका चित्र लगाते हुए उपलब्ध जानकारी को शिक्षण आरेख के रूप में A3 आकार की शीट पर दर्शाइए।</p>	<ul style="list-style-type: none"> ● विद्यार्थियों में उदारता, सहानुभूति और सहिष्णुता जैसे गुणों का विकास हो पाया। ● हिंदी साहित्य के महान सतों और कवियों के विषय में जान पाए। 	रचनात्मकता, तार्किकता
3	MATH	<p><i>Mathematics is not about numbers, equations, computations, or algorithms: it is about understanding. So, let's indulge ourselves in to the deep world of Mathematics by partaking in the following activities:</i></p> <p>HOMEWORK 1: IBT TESTS The International Benchmark Tests is an internationally administered program of assessments to compare student performance globally, between grades and over time. The IBT allows individual student performance to be tracked against international standards. Students will be assigned one IBT assignment per week. Complete the given assignment on a weekly basis.</p> <p>HOMEWORK 2: Book Referred: NCERT EXEMPLAR Ch 1: Number Systems</p>	The learner applies logical reasoning in classifying real numbers, proving their properties & using them in different situations. Identifies, classifies polynomials and factorise them. Relates the	Logical reasoning, Analytical thinking, Critical thinking, Creativity

		<p>Ch 2: Polynomials Ch 3: Coordinate Geometry Solve the above three chapters in a separate register/ notebook & submit your work after vacations.</p> <p>HOMEWORK 3: INFO NUMERO <i>Without mathematics, there's nothing you can do. Everything around you is mathematics. Everything around you is numbers. Mathematics is the most beautiful and most powerful creation of the human spirit.</i></p> <p>Choose any number and find out at least 5 interesting facts about that number. Present the same on an A3 size sheet using pictures and other creative graphics.</p>	<p>algebraic & graphical representation of a linear equation in one or two variables & applies the concept to daily life situations. Plans and collects information on different numbers, draws conclusion and exhibits creativity in his/her work.</p>	
--	--	--	---	--

SDG 3- CLIMATE ACTION

Compare the AQI of Haryana and Telangana and fill the table given below

AQI LEVEL YEAR WISE	JUNE		NOVEMBER	
	HARYANA	TELANGANA	HARYANA	TELANGANA
2017				
2018				
2019				
2020				
2021				
2022				

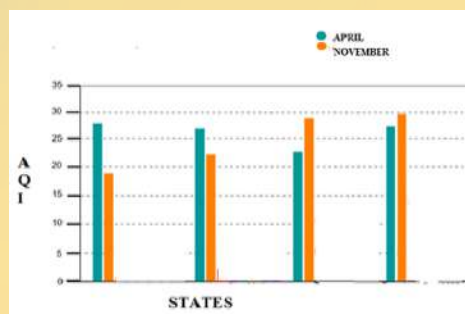
Now do the following tasks:

***Suggest any three methods to lower the level of Air pollution**

*** What is the full form of AQI _____**

***Draw two separate bar graphs for comparative study of air pollution in both the states from the data collected(X axis AQI level to be taken and Y axis Years to be taken).**

Sample Graph for the state of Haryana is shown below



The learner identifies the various health hazards and environmental hazards of air pollution about causes of poor air quality.

Analytical skills, Creative Thinking, Observation Scientific attitude

5	SOCIAL SC	<p><u>DISASTER MANAGEMENT</u> <u>Biological disaster Preparedness:</u> Graphically Compare Haryana with Telangana state for the spread of Coronavirus pandemic under following headings: Population, Area, No of hospitals, Total cases, Active cases, Cured. Research and collect data from the internet.</p> <p><u>Disaster Mitigation:</u> Prepare a flier or a pamphlet to create disaster awareness in School campus (Use a slogan in the dialect of Haryana or Telangana) (Roll no-1-20 Haryana, 21-40 Telangana)</p>	<p>The students will be able to</p> <p>Create awareness and preparedness among the community.</p> <p>Initiate to participate in disaster mitigation plans.</p>	<p>Creativity, Critical thinking, Lifeskills</p>
6	SANSKRIT	<p>हरियाणा एवं तेलङ्गाना प्रदेशयोः पञ्च पञ्च प्रसिद्ध - क्रीडकानां चित्राणि एवञ्च तेषां उपलब्धयः सङ्गृह्य द्वयोः भित्ति - उद्बन्धनयोः (2 wall hangings) निर्माणं कुर्वन्तु।</p>	<p>हरियाणा एवं तेलङ्गाना राज्यात् क्रीडा - क्षेत्रे साधकाः के के सन्तीति जास्यन्ति।</p>	<p>सृजनात्मकता</p>
7	AI	<p>Actuate your acquired knowledge to create an App (As per your Choice) using MIT App Inventor.</p> <p>And</p> <p>Use your creativity skills and gather the required information to create a</p>	<p>Students will be able</p> <p>to build an app for smartphones.</p> <p>to know the impact and</p>	<p>Critical Thinking, Analysis, and reasoning skills</p>

	handmade Poster on the topics allotted according to the Roll numbers below.	contribution of AI on society and its importance
	ROLL NUMBERS	
	(1 - 20) : AI Around us	
	(21 onwards) : AI in Various Fields	

CLASS X

S NO.	SUBJECT/TOPIC	ACTIVITY	LEARNING OUTCOME	SKILL ENHANCED
1	ENGLISH	Language and Literature Bio-Sketch- Design a Bio-sketch of any famous author of Telangana/Haryana. Make it attractive by adding the picture, famous quotes, writings, background and achievements.	The learner will be able to <ul style="list-style-type: none"> . make a bio-sketch. . explore the writers of both the states. . enhance their knowledge of literature. 	Creativity, critical thinking, writing skills
2	HINDI	आप ने 'डायरी का एक पन्ना' पाठ पढ़ा उसमें स्वतंत्रता की लड़ाई में महिलाओं की विशेष भागीदारी देखी वर्तमान में भी ऐसी बहुत सी महिलाएँ हैं जो राजनीति में सक्रिय भूमिका निभा रही हैं तेलंगाना राज्य की ऐसी ही सशक्त महिलाएँ जिन्होंने अपने कार्यों से अपनी अलग पहचान बनाई है उनमें से किन्हीं पाँच महिलाओं की उपलब्धियों की चित्र सहित	छात्रों में देशभक्ति की भावना विकसित हो पाई और वे अन्याय के खिलाफ आवाज़ उठाना सीख पाए। छात्र स्वतंत्रता सेनानियों के बलिदान के महत्त्व को समझ पाए।	चिंतन कौशल रचनात्मक कौशल.

		जानकारी शिक्षण आरेख(जी. ओ)के रूप में A3 आकार की शीट पर बनाएँ।		
3	MATH	<p>LET'S PAY OUR APPRECIATIONS TO GREATEST MATHEMATICIANS OF THE WORLD BY DISPLAYING THEIR ACHIEVEMENTS ,THEIR STRATEGIES,LIFE HISTORY AND AREA OF EXPERTISE ON A POSTER.</p> <p>HOMEWORK 1(POSTER MAKING ACTIVITY)</p> <p>DISTRIBUTION OF WORK: Make a poster on A3 sheet of mathematician assigned according to roll numbers. Poster can have:</p> <ul style="list-style-type: none"> · Achievements · Life history · Portrait · Area of expertise of assigned mathematician <p>ROLL NO 1 TO 5 : LEONHARD EULER</p> <p>ROLL NO 6 TO 10: BLAISE PASCAL</p> <p>ROLL NO 11 TO 15 :</p>	<p>The learner</p> <ul style="list-style-type: none"> • Plans and conducts survey & investigation of work done in field of mathematics. • relates work of greatest mathematician with present developments. • draws conclusion • exhibits creativity in poster making. 	<p>Creativity, logical thinking and rational approach</p>

FIBONACCI

**ROLL NO 16 TO 20 :
ISSAC NEWTON**

**ROLL NO 21 TO 25 :
BHASKARA**

**ROLL NO 26 TO 30 :
D.R.KAPREKAR**

**ROLL NO 31 TO 35 :
SRINIVASA RAMANUJAN**

**ROLL NO 36 ONWARDS :
ARYABHATTA**

HOMEWORK 2

**BOOK REFERED:
EXAMPLAR**

**CHAPTER 1: REAL
NUMBERS**

**CHAPTER 2:
POLYNOMIALS**

**CHAPTER 3: PAIRS OF
LINEAR EQUATIONS IN
TWO VARIABLES**

**CHAPTER 7:
COORDINATE
GEOMETRY**

- **Solve 10 questions daily.**
- **All the sums to be
practiced in practice
notebook.**

HOMEWORK 3

**IBT worksheets The
International**

		<p>Benchmark Tests is an internationally administered program of assessments to compare student performance globally, between grades and over time. The IBT allows individual student performance to be tracked against international standards.</p> <p>Students will be assigned one IBT assignment per week.</p>		
4	SCIENCE	<p>SDG 11: SUSTAINABLE CITIES AND COMMUNITIES</p> <p>Appreciating the benefits of Forest conservation programmes undertaken in the states of HARYANA(PRAN VAYU DEVTA PENSION SCHEME) & TELANGANA(KU HARITA HARAM) make a flipbook (hard copy) on the above stated programs showcasing relevant pictures and facts.</p> <p>*Also design a LOGO on Forest Conservation.</p>	<p>The learner</p> <ul style="list-style-type: none"> ● Plans and conducts survey & investigation ● relates processes with causes & effects ● draws conclusion ● exhibits creativity in designing LOGO 	<p>Creativity, critical thinking</p>
5	SOCIAL SC	<p>https://docs.google.com/document/d/1qs-eFRtRVA1irYu2HMGwpTAmqSV1NJV9/e/dit?usp=sharing&oid=117237059978790395848&rtpof=true&sd=true</p>	<p>The learner will be able to:</p> <ul style="list-style-type: none"> ● enhance their knowledge ● Explore more about Haryana and Telangana 	<p>Creativity, investigation skills</p> <p>Observation Skills</p>

		https://docs.google.com/document/d/1vxzgskp3KisihHi6UO5YoWq1yoAAsnz8/edit?usp=sharing&ouid=117237059978790395848&rtpof=true&sd=true		Exploration
6	SANSKRIT	स्क्रेप- पुस्तके तेलङ्गाना एवं हरियाणा प्रदेशस्य पर्वाणां एवं च तत्रत्यानां विशिष्ट - भोजनानां चित्राणि स्वीकृत्य प्रत्येक चित्रं आधृत्य वाक्यद्वयं लिखन्तु।	तेलङ्गाना एवं हरियाणा द्वयोः राज्ययोः संस्कृतेः परिचयः। भारते विद्यमानायाः विविधतायामेकतायाः परिचयः।	रचनात्मकता, तार्किकता
7	IT/AI	Show your creativity skills to create an attractive and eye catching Presentation to express your thoughts on the below mentioned topics allotted according to ROLL NUMBERS (1 - 20) : Communication Skills (21 onwards) : Green Skills <i>Note: Students to mail their final Presentation files to dav49hhw2022@gmail.com . Mention Name, Roll No. and Section in the subject line while submitting your homework.</i>	Students will be able to know how well developed communication skills are vital in building a strong future. to explore the processes, services and products for climate change and environmental regulations.	Analytical skills, Creative Thinking, Observation Scientific attitude



