

**DAV PUBLIC SCHOOL, SECTOR-49, GURUGRAM**  
**HOLIDAY HOMEWORK**  
**CLASS VI**

**Theme: “Medicinal Plants of India”**


Dear Students,

Holidays are a time to relax, refresh, and reconnect with nature. Just like medicinal plants heal and nourish us, vacations help rejuvenate our minds and bodies. Keeping the theme *Medicinal Plants* in mind, your holiday homework is designed to be a fun and meaningful learning experience filled with creativity, exploration, and discovery. Complete your work with curiosity, enjoy time with your family, and take inspiration from the wonders of nature around you.

Wishing you a healthy, happy, and refreshing vacation!

**HAPPY HOLIDAYS!!!**

Medicinal  
Herbs



# ENGLISH

## 1. PARAGRAPH WRITING

### Activity:

Write a paragraph (40–50 words) on “Importance of Medicinal Plants in Our Life”.

## 2. POSTER MAKING WITH SLOGAN

### Activity:

Design an attractive poster with a suitable slogan on the theme “Medicinal Plants of India”.

### Suggested Topics:


Importance of medicinal plants

Benefits of Tulsi, Neem, Aloe Vera

Herbal remedies in daily life

Save medicinal plants

Medicinal  
Herbs



## HINDI

**औषधीय पौधे : प्रकृति का उपचारात्मक खजाना**

**विषय – “मेरा उत्पाद, मेरा विज्ञापन”**

अपने घर में उपलब्ध अनुपयोगी वस्तुओं (जैसे पुराने अखबार, पत्रिकाएँ, गिफ्ट पेपर आदि) का उपयोग करके एक सुंदर और उपयोगी पेपर बैग बनाइए।

उस पेपर बैग पर किसी एक औषधीय पौधे (जैसे तुलसी, नीम, एलोवेरा, पुदीना आदि) के गुणों को ध्यान में रखते हुए एक आकर्षक नारा भी (Slogan) लिखिए।

इसके बाद अपने बनाए हुए पेपर बैग की बिक्री हेतु एक सुंदर और रचनात्मक विज्ञापन तैयार कीजिए।

**(विशेष: छात्र अपने बनाए हुए उत्पाद के साथ अपनी फ़ोटो भी विज्ञापन में लगा सकते हैं।)**

## SANSKRIT

प्रश्न:-1, पञ्च-औषधीय-वृक्षाणां नामानि लिखित्वा तेषां चित्राणि

अपि लेपयत –

यथा-

निम्बवृक्षः

(Neem)



# MATHEMATICS

## ACTIVITY TITLE

### “Finding Symmetry in Medicinal Leaves”

#### AIM

To understand the concept of symmetry by tracing medicinal plant leaves on graph paper.

#### INSTRUCTIONS

1. Collect any one medicinal plant leaf from around your home or garden.
2. Paste or trace the leaf carefully on graph paper.
3. Draw a line through the middle of the leaf.
4. Observe whether both sides look the same.
5. Find and mark the line of symmetry using a ruler and coloured pencil.
6. Write 4–5 lines about the medicinal uses of the plant.

#### Example

Tulsi Leaf (Holy Basil)

#### Tulsi

- \* Tulsi is a medicinal plant used to cure cough and cold.
- \* Its leaf shows one line of symmetry because both halves are almost equal.
- \* Trace the leaf on graph paper.
- \* Draw a vertical line from top to bottom through the centre.
- \* Count the boxes on both sides to check symmetry.

#### OBSERVATION TABLE


#### CONCLUSION

Leaves of many medicinal plants show symmetry.

Symmetry helps us understand shapes and patterns in nature.

NAME OF PLANT MEDICINAL	USE	NUMBER OF LINES OF SYMMETRY
<b>Tulsi</b> <b>(JUST AN EXAMPLE)</b>	Helps in cough and cold	1

Medicinal  
Herbs



# SCIENCE

## Introduction

Plants are our best friends — they give us food, air, and even medicines! Many plants around us help heal wounds, cure coughs, and keep us healthy.

Let's discover the magic of our green healers and celebrate the power of plants!

## Guidelines

- To be done neatly on an A3-size sheet with leaf or plant-based borders.
- Choose any five medicinal plants and fill in the table given below carefully.
- Paste or draw pictures of the parts used (like leaves, roots, flowers, or stems).
- Use coloured pencils or markers for headings and borders.

## Table Format

S.No.	Name of the plant	Scientific name of the plant	Part of the plant used	Use to cure disease	Category (On the basis of height and size)	Picture of the part used
1						
2						
3						
4						
5						


**“What I learned from medicinal plants”**

---

---

---

Medicinal  
Herbs



# SOCIAL SCIENCE

## Medicinal Plants: Nature's Healing Treasure

### Introduction:


Medicinal plants are an important part of our biodiversity and have been used in India for centuries in traditional systems such as Ayurveda. They not only help in treating diseases but also form a valuable part of our cultural heritage and daily life.

### Activity:

- Prepare a table by collecting information about any 5 medicinal plants commonly found in your home, garden, neighborhood, or market.
- The table should include the following headings:
  - ✓ Name of the medicinal plant
  - ✓ Cultural significance
  - ✓ Medicinal benefits
  - ✓ Sample (dried)
  - ✓ Regions where it is commonly found

### Instructions:

- Choose any 5 medicinal plants.
- Draw and decorate the table neatly on A4 size coloured sheet.
- Use colored pens, decorative material to make your project attractive.
- Add a suitable cover page.



# COMPUTER SCIENCE (ICT) Holiday Homework

**Theme : Medicinal Plants of India**

**Activity : Infographic Poster Project**

**Aim :** To use ICT tools to create an attractive infographic poster on Medicinal Plants of India and understand their uses and importance in daily life.

**Materials Required:**

- Computer/Laptop/Tablet
- Internet access for Canva
- Camera/Phone for clicking pictures (optional)

**Instructions:**

1. Choose any medicinal plant of India (Example: Tulsi, Neem, Aloe Vera, Turmeric, Mint, Ashwagandha, Amla, etc.)
2. Open Canva and select a Poster Template.
3. Add the following in your poster:

- \* Creative title
- \* Name of the medicinal plant
- \* Uses and benefits of the plant
- \* Interesting facts about the plant
- \* Use attractive pictures/photos of the plant prominently

Create the observation section using the Table element in Canva. Arrange the information neatly with proper logical flow from top to bottom.

**Observation Table:**

- \*Scientific Name: Mention the scientific name of the plant.
- \*Medicinal Uses: Mention at least two medicinal uses or health benefits.
- \*Region Found: Mention the areas or states in India where the plant is commonly found.

**Presentation Guidelines:**

- Use clear fonts and high-quality images
- Maintain a nature-inspired colour theme
- Keep the design neat, creative, and easy to read
  - Download the final work as a PDF
  - Submit printout to your ICT teacher

